

# Water Rate Review

Overview Presentation

Nov. 6, 2023

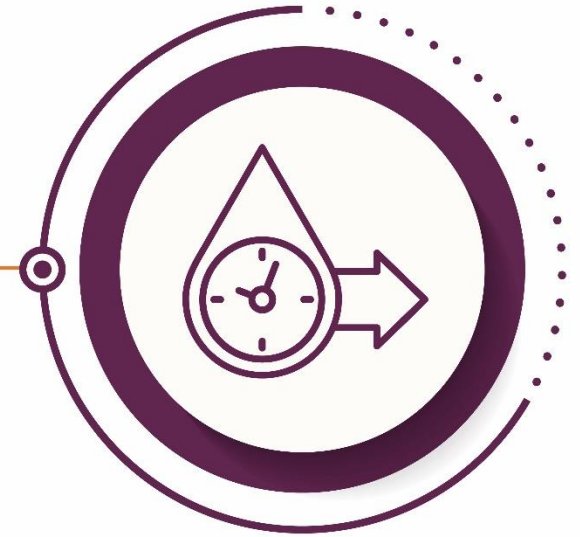
# Planning for Future Needs



Reliability and  
Sustainability



Budgeting for  
Replacement



Fairness for  
Current and  
Future Users

# Keeping Water Flowing



Asset plan in 2019 – next steps delayed (COVID)

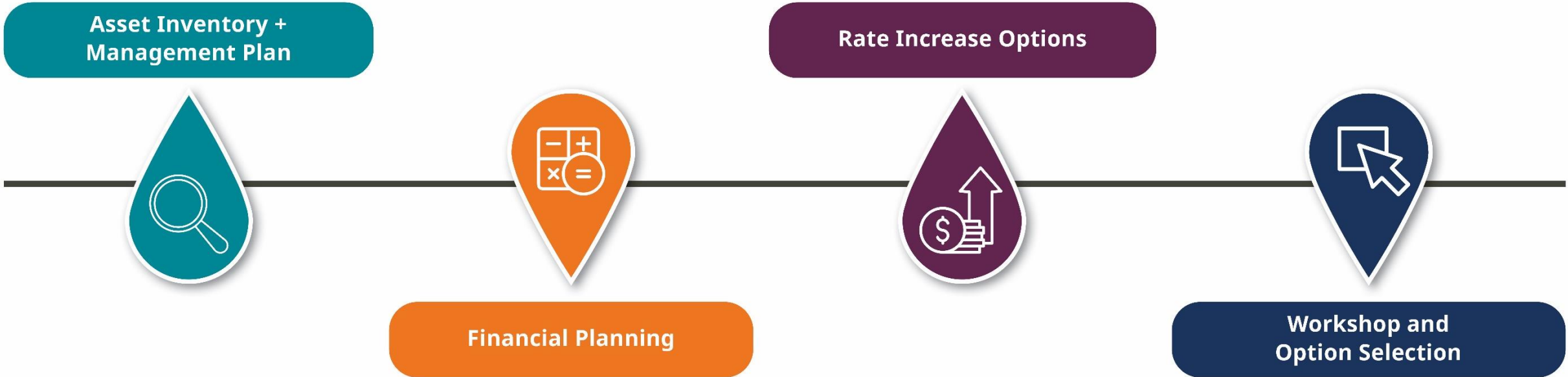


Majority of assets are water mains and are nearing end of life



Avoid service interruptions

# About Water Rate Review





# Mapping out the Cost

Long-Term Financial Model

Operations and  
Maintenance –  
USER RATES

Capital Costs –  
PARCEL TAX



# Area-by-Area

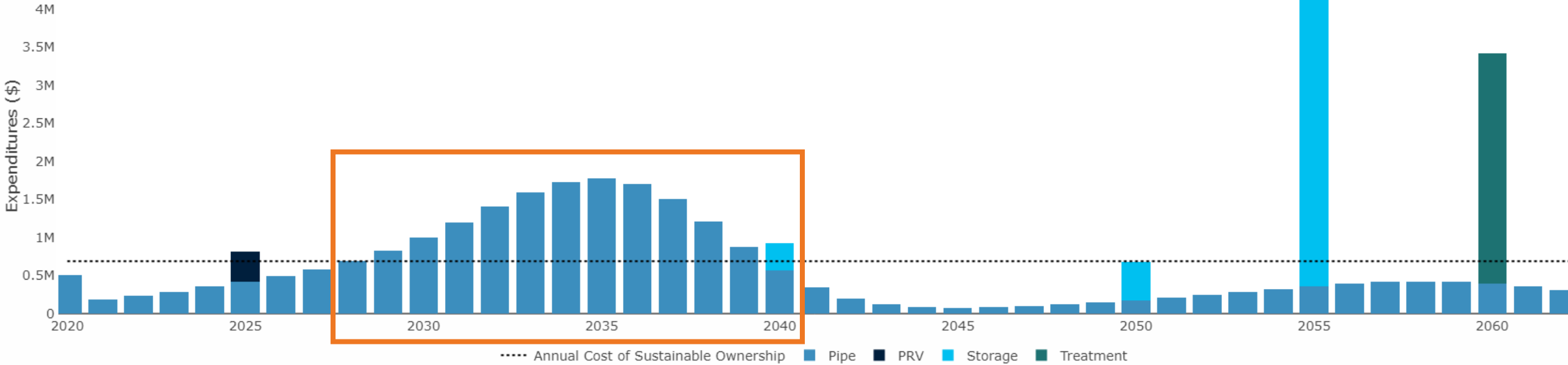


# Union Bay Water Local Service Area



# Asset Replacement Schedule

## UNION BAY WATER SERVICE AREA



### Assets:

- Storage (Reservoir and Dam)
- Pressure Reducing Valves
- Water Treatment Facility
- Watermains (30km)



# Rate Increase Options

Rate Component	2024	2025	2026	2027	2028	2029	2030	2031	2032	2033	2034	2035	2036	2037	2038
<b>User Rates</b>															
	3.0%	2.5%	1.5% per year (1% less than inflation, accounting for growth)												
<b>Parcel Tax</b>															
<b>5 Year</b>	21%	21%	21%	21%	21%	2% per year									
<b>10 Year</b>	11.5%	11.5%	11.5%	11.5%	11.5%	11.5%	11.5%	11.5%	11.5%	11.5%	11.5%	2% per year			
<b>15 Year</b>	8.7%	8.7%	8.7%	8.7%	8.7%	8.7%	8.7%	8.7%	8.7%	8.7%	8.7%	8.7%	8.7%	8.7%	8.7%

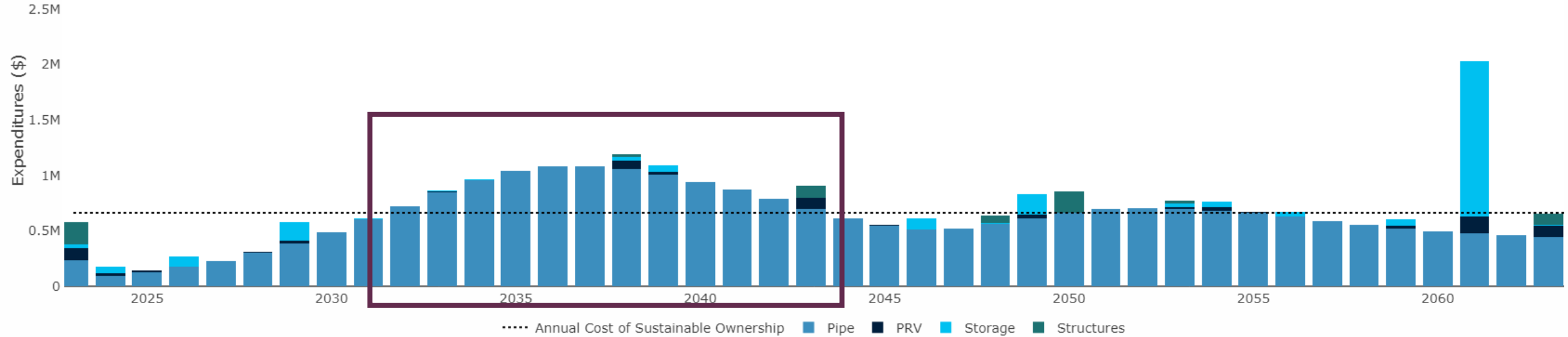
**Total Cost of Water (with Inflation)**

	Current	2024	2025	2026	2027	2028
Parcel Tax	\$510	\$554	\$603	\$655	\$712	\$774
User Rate (Avg. 158m3/yr)	\$848	\$874	\$895	\$909	\$923	\$936
<b>TOTAL COST</b>	<b>\$1,358</b>	<b>\$1,428</b>	<b>\$1,498</b>	<b>\$1,564</b>	<b>\$1,635</b>	<b>\$1,710</b>

# Royston Water Local Service Area

# Asset Replacement Schedule

## ROYSTON WATER SERVICE AREA



### Assets:

- Reservoirs (2)
- Pressure Reducing Valves (6)
- Re-Chlorination Station
- Watermains (44 km)

### Notes:

Capital costs for Water Extension South Project included

# Rate Increase Options

Rate Component	2024	2025	2026	2027	2028	2029	2030	2031	2032	2033	2034	2035	2036	2037	2038
<b>User Rates</b>															
	7%	7%	7%	7%	7%	2.5% per year matching inflation									
<b>Parcel Tax</b>															
<b>5 Year</b>	34%	34%	34%	34%	34%	3% per year									
<b>10 Year</b>	18%	18%	18%	18%	18%	18%	18%	18%	18%	18%	18%	3% per year			
<b>15 Year</b>	15%	15%	15%	15%	15%	15%	15%	15%	15%	15%	15%	7.9%	7.9%	7.9%	7.9%

**Total Costs  
of Water  
(with inflation)**

	Current	2024	2025	2026	2027	2028
Parcel Tax	\$200	\$230	\$265	\$304	\$350	\$402
User Rate (Avg. 248m3/yr)	\$605	\$647	\$692	\$741	\$792	\$848
CICC: Water Extension South	-	-	-	-	\$450	\$450
<b>TOTAL COST</b>	<b>\$805</b>	<b>\$877</b>	<b>\$957</b>	<b>\$1,045</b>	<b>\$1,592</b>	<b>\$1,700</b>

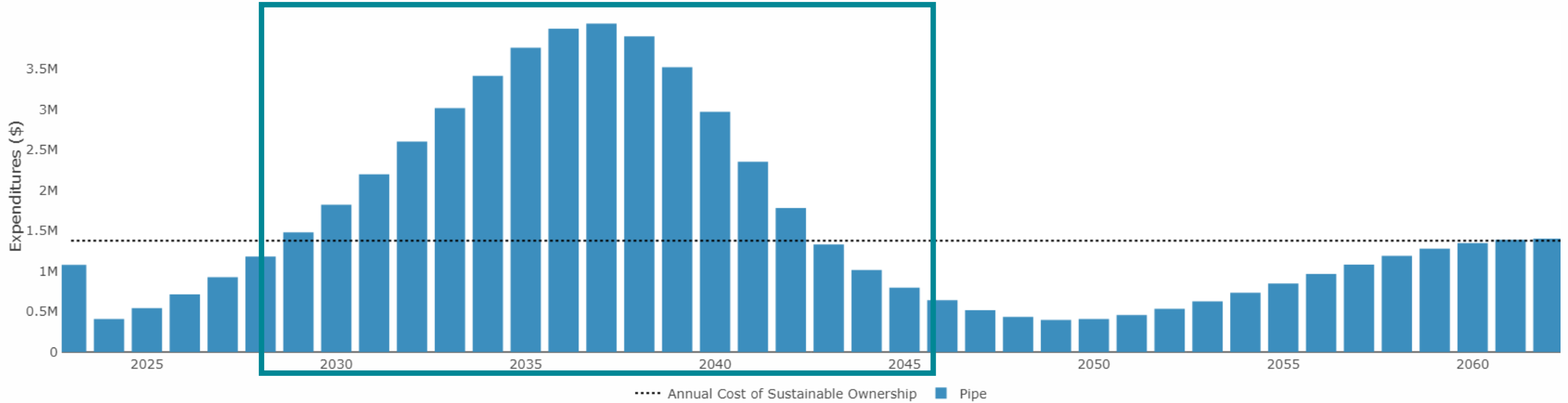
# Comox Valley Water Local Service Area

---



# Asset Replacement Schedule

## COMOX VALLEY WATER SERVICE AREA



### Assets:

- Watermains (88 km)

### Notes:

Asset replacement projects begin in 2024

# Rate Increase Options

Rate Component	2024	2025	2026	2027	2028	2029	2030	2031	2032	2033	2034	2035	2036	2037	2038
<b>User Rates</b>															
	9%	2.5% per year to match inflation													
<b>Parcel Tax</b>															
<b>5 Year</b>	30%	60%	72.1%	72.1%	72.1%	3% per year									
<b>10 Year</b>	30%	30%	29.1%	29.1%	29.1%	29.1%	29.1%	29.1%	29.1%	29.1%	3% per year				
<b>15 Year</b>	25%	25%	25%	25%	25%	19.8%	19.8%	19.8%	19.8%	19.8%	19.8%	19.8%	19.8%	19.8%	19.8%

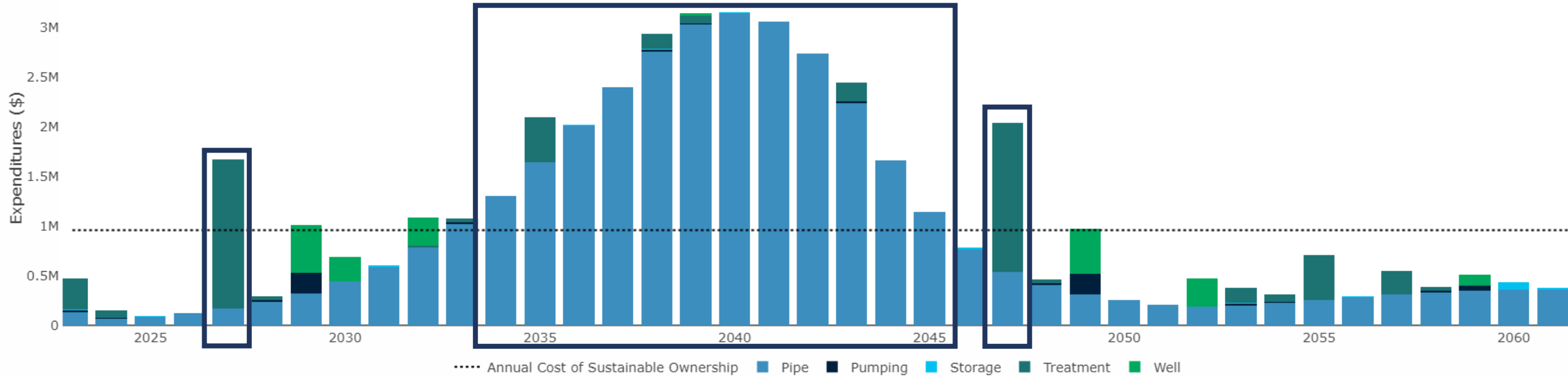
**Total Costs of Water (with inflation)**

	Current	2024	2025	2026	2027	2028
Parcel Tax	\$99	\$125	\$155	\$194	\$242	\$302
User Rate (Avg. 262m3/yr)	\$446	\$485	\$498	\$510	\$523	\$536
<b>TOTAL COST</b>	<b>\$545</b>	<b>\$610</b>	<b>\$653</b>	<b>\$704</b>	<b>\$765</b>	<b>\$838</b>

# Black Creek-Oyster Bay Water Local Service Area

# Asset Replacement Schedule

## BLACK CREEK/OYSTER BAY WATER LOCAL SERVICE AREA



### Assets:

- Reservoirs (2)
- Booster Pump Station
- Water Treatment Facility
- Wells and River Infiltration Gallery (4)
- Watermains (49 km)

### Notes:

Change to Parcel Tax from Frontage Tax

# Rate Increase Options

Rate Component	2024	2025	2026	2027	2028	2029	2030	2031	2032	2033	2034	2035	2036	2037	2038
<b>User Rates</b>															
	2.5% matching inflation														
<b>Parcel Tax</b>															
<b>5 Year</b>	25%	62.7%	62.7%	62.7%	62.7%	3% per year									
<b>10 Year</b>	25%	27%	27%	27%	27%	27%	27%	27%	27%	27%	27%	3% per year			
<b>15 Year</b>	25%	25%	24%	24%	24%	24%	24%	24%	24%	24%	24%	8.4%	8.4%	8.4%	8.4%

**Total Costs of Water (with Inflation)**

	Current	2024	2025	2026	2027	2028
Parcel Tax	\$1.24/ft	\$197	\$251	\$319	\$404	\$513
User Rate (Avg. 243 m3/yr)	\$421	\$432	\$442	\$453	\$465	\$477
<b>TOTAL COST</b>	<b>\$581</b>	<b>\$629</b>	<b>\$693</b>	<b>\$772</b>	<b>\$869</b>	<b>\$990</b>



# Information Sessions

## Union Bay

Thurs., Nov. 23  
5-7 pm

Union Bay  
Community Hall

## Royston

Mon., Nov. 27  
5-7 pm

Fallen Alders Hall  
(3595 Royston  
Rd.)

## Comox Valley

Tues., Nov. 28  
5-7 pm

CVRD Civic Room  
(770 Harmston  
Ave.)

## Black Creek/ Oyster Bay

Thurs., Nov. 30  
5-7 pm

Oyster River Fire  
(2241 Catherwood  
Rd.)

# More Information:



[www.comoxvalleyrd.ca/waterrates](http://www.comoxvalleyrd.ca/waterrates)



250-334-6000



[engineering@comoxvalleyrd.ca](mailto:engineering@comoxvalleyrd.ca)