

Statement of Financial Information

Year ended December 31, 2022



Comox Valley
REGIONAL DISTRICT




comoxvalleyrd.ca   



Table of Contents
December 31, 2022




Audited Financial Statements
Schedule of Guarantee and Indemnity Agreements
Schedule of Remuneration and Expenses for Elected Officials
Schedule of Remuneration and Expenses for Employees
Schedule of Severance Agreements
Schedule of Payments to Suppliers
Statement of Financial Information Approval

Financial Statements

Year ended December 31, 2022



Comox Valley
REGIONAL DISTRICT

comoxvalleyrd.ca   

**Comox Valley Regional District
Elected and Appointed Officials
2022**

Board of Directors

Area A - Baynes Sound/Denman-Hornby	D. Arbour
City of Courtenay	W. Cole-Hamilton (Vice-Chair)
Town of Comox	K. Grant
Area C - Puntledge - Black Creek	E. Grieve
Area B - Lazo North	R. Hardy
City of Courtenay	D. Hillian
Town of Comox	J. Kerr
Village of Cumberland	J. Ketter (Chair)
City of Courtenay	M. McCollum
City of Courtenay	W. Morin

Administration

Chief Administrative Officer	R. Dyson
Deputy Chief Administrative Officer	J. Warren
Chief Financial Officer	L. Wiwcharuk
General Manager, Community Services	D. DeMarzo
General Manager, Corporate Services	J. Martens
General Manager, Engineering Services	M. Rutten
General Manager, Planning and Development Services	A. Mullaly
Executive Assistant	T. Warnes

Comox Valley Regional District
Financial Statements
December 31, 2022

	Page
Statement of Management's Responsibility for Financial Reporting	
Independent Auditor's Report	
Statement of Financial Position	6
Statement of Operations	7
Statement of Change in Net Financial Assets (Net Debt)	8
Statement of Remeasurement Gains and Losses	9
Statement of Cash Flows	10
Notes to the Financial Statements	11
Schedules	
A Schedule of Segment Disclosure by Service 2022	28
B Schedule of Segment Disclosure by Service 2021	29
C Schedule of Tangible Capital Assets	30
D Schedule of Long-Term Debt	31

Management's Responsibility for Financial Reporting

The financial statements have been prepared by management in accordance with Canadian public sector accounting standards and are outlined under "Significant Accounting Policies" in the notes to the financial statements. Management is responsible for the integrity and objectivity of these statements as well as the supplementary statements and schedules.

Management maintains a system of internal controls to provide reasonable assurance that assets are safeguarded and that transactions are authorized, recorded and reported properly. Management also maintains a program of proper business compliance.

The board of directors is responsible for reviewing and approving the financial statements and for ensuring that management fulfils its responsibilities for financial reporting and internal control.

MNP LLP, Chartered Professional Accountants, the Regional District's independent auditor, has conducted an examination of the financial statements in accordance with Canadian generally accepted auditing standards and has expressed their opinion in a report accompanying this statement.



L. Wiwcharuk, BMgmt., CPA, CMA
Officer responsible for Financial Administration,
pursuant to Section 237 of the Local Government Act

May 9, 2023

To the Board of the Comox Valley Regional District:

Opinion

We have audited the financial statements of the Comox Valley Regional District (the "Regional District"), which comprise the statement of financial position as at December 31, 2022, and the statements of operations, accumulated surplus, changes in net financial assets (net debt), remeasurement gains and losses and cash flows for the year then ended, and notes to the financial statements, including a summary of significant accounting policies.

In our opinion, the accompanying financial statements present fairly, in all material respects, the financial position of the Regional District as at December 31, 2022, and the results of its operations, changes in its net financial assets (net debt) and its cash flows for the year then ended in accordance with Canadian public sector accounting standards.

Basis for Opinion

We conducted our audit in accordance with Canadian generally accepted auditing standards. Our responsibilities under those standards are further described in the Auditor's Responsibilities for the Audit of the Financial Statements section of our report. We are independent of the Regional District in accordance with the ethical requirements that are relevant to our audit of the financial statements in Canada, and we have fulfilled our other ethical responsibilities in accordance with these requirements. We believe that the audit evidence we have obtained is sufficient and appropriate to provide a basis for our opinion.

[Other Information]

Responsibilities of Management and Those Charged with Governance for the Financial Statements

Management is responsible for the preparation and fair presentation of the financial statements in accordance with Canadian public sector accounting standards, and for such internal control as management determines is necessary to enable the preparation of financial statements that are free from material misstatement, whether due to fraud or error.

In preparing the financial statements, management is responsible for assessing the Regional District's ability to continue as a going concern, disclosing, as applicable, matters related to going concern and using the going concern basis of accounting unless management either intends to liquidate the Regional District or to cease operations, or has no realistic alternative but to do so.

Those charged with governance are responsible for overseeing the Regional District's financial reporting process.

Auditor's Responsibilities for the Audit of the Financial Statements

Our objectives are to obtain reasonable assurance about whether the financial statements as a whole are free from material misstatement, whether due to fraud or error, and to issue an auditor's report that includes our opinion. Reasonable assurance is a high level of assurance, but is not a guarantee that an audit conducted in accordance with Canadian generally accepted auditing standards will always detect a material misstatement when it exists. Misstatements can arise from fraud or error and are considered material if, individually or in the aggregate, they could reasonably be expected to influence the economic decisions of users taken on the basis of these financial statements.

As part of an audit in accordance with Canadian generally accepted auditing standards, we exercise professional judgment and maintain professional skepticism throughout the audit. We also:

- Identify and assess the risks of material misstatement of the financial statements, whether due to fraud or error, design and perform audit procedures responsive to those risks, and obtain audit evidence that is sufficient and appropriate to provide a basis for our opinion. The risk of not detecting a material misstatement resulting from fraud is higher than for one resulting from error, as fraud may involve collusion, forgery, intentional omissions, misrepresentations, or the override of internal control.
- Obtain an understanding of internal control relevant to the audit in order to design audit procedures that are appropriate in the circumstances, but not for the purpose of expressing an opinion on the effectiveness of the Regional District's internal control.
- Evaluate the appropriateness of accounting policies used and the reasonableness of accounting estimates and related disclosures made by management.
- Conclude on the appropriateness of management's use of the going concern basis of accounting and, based on the audit evidence obtained, whether a material uncertainty exists related to events or conditions that may cast significant doubt on the Regional District's ability to continue as a going concern. If we conclude that a material uncertainty exists, we are required to draw attention in our auditor's report to the related disclosures in the financial statements or, if such disclosures are inadequate, to modify our opinion. Our conclusions are based on the audit evidence obtained up to the date of our auditor's report. However, future events or conditions may cause the Regional District to cease to continue as a going concern.
- Evaluate the overall presentation, structure and content of the financial statements, including the disclosures, and whether the financial statements represent the underlying transactions and events in a manner that achieves fair presentation.

We communicate with those charged with governance regarding, among other matters, the planned scope and timing of the audit and significant audit findings, including any significant deficiencies in internal control that we identify during our audit.

Courtenay, British Columbia

May 9, 2023

MNP LLP

Chartered Professional Accountants

**Comox Valley Regional District
Statement of Financial Position
As at December 31, 2022**


	2022	2021
Financial Assets		
Cash	\$ 49,080,491	\$ 66,676,094
Investments (Note 3)	40,889,711	41,941,504
Receivables (Note 4)	8,348,977	7,050,846
Security deposits	73,946	83,925
Debt recoverable from member municipalities (Note 5)	18,788,900	20,725,124
Total Financial Assets	117,182,025	136,477,493
Liabilities		
Accounts payable and accrued liabilities (Note 6)	11,683,717	12,998,575
Deferred developer contributions (Note 7)	17,128,123	15,085,269
Deferred government transfers (Note 8)	-	2,239,533
Short-term debt (Note 9)	19,855,001	6,751,768
Long-term debt		
Member municipalities (Note 5)	18,788,900	20,725,124
Regional district - capital (Note 10 and Schedule D)	58,836,685	62,762,587
Regional district - non-capital (Note 10 and Schedule D)	311,131	607,446
Other liabilities	712,117	624,206
Provision for landfill closure and post closure (Note 12)	14,916,925	26,240,348
Total Liabilities	142,232,599	148,034,856
Net Debt	(25,050,574)	(11,557,363)
Non-Financial Assets		
Prepaid expenses	245,623	209,855
Inventory of supplies	313,264	259,906
Tangible capital assets (Schedule C)	325,114,499	288,224,310
Total Non-Financial Assets	325,673,386	288,694,071
Accumulated Surplus	300,622,812	277,136,708
Accumulated Surplus consists of:		
Accumulated surplus (Note 13)	302,716,056	277,136,708
Accumulated rereasurement loss	(2,093,244)	-
Accumulated Surplus	\$ 300,622,812	\$ 277,136,708

Contingent Liabilities (Note 15)
Commitments (Note 17)
Subsequent Event (Note 24)

W. Cole-Hamilton
Vice-Chair for



L. Wiwcharuk, BMgmt., CPA, CMA
Officer responsible for Financial Administration,
pursuant to Section 237 of the Local Government Act (RSBC 2015)



J. Ketter
Chair of the Board

**Comox Valley Regional District
Statement of Operations
Year ended December 31, 2022**

	2022 Budget (Note 20)	2022 Actual	2021 Actual
Revenue			
Taxation	\$ 38,899,171	\$ 39,138,154	\$ 37,300,340
Sales of services, fees and other revenue	24,153,939	26,647,073	25,982,707
Government grants and transfers	8,549,231	7,766,324	5,384,577
Contributions from others	1,722,581	10,088,700	4,351,991
Investment income	115,000	2,071,535	242,194
Gain on disposal of tangible capital assets	-	42,038	11,933
Acquisition of Union Bay Improvement District	-	-	7,804,448
Total Revenue	<u>73,439,922</u>	<u>85,753,824</u>	<u>81,078,190</u>
Expenses			
General government services	9,232,559	7,301,639	6,509,293
Protective services	6,195,095	5,461,169	5,095,378
Transportation services	3,950,691	3,657,812	3,559,559
Environmental health services	15,866,696	10,166,153	10,093,197
Public health and welfare services	1,699,201	1,022,587	355,530
Environmental development services	3,685,558	3,708,620	3,294,208
Recreation and cultural services	12,163,998	11,686,357	10,162,291
Water services	12,090,281	11,449,188	8,309,905
Sewer services	6,401,057	5,720,951	4,848,571
Total Expenses	<u>71,285,136</u>	<u>60,174,476</u>	<u>52,227,932</u>
Annual Surplus	2,154,786	25,579,348	28,850,258
Accumulated Surplus, beginning of year	<u>277,136,708</u>	<u>277,136,708</u>	<u>248,286,450</u>
Accumulated Surplus, end of year	<u>\$ 279,291,494</u>	<u>\$ 302,716,056</u>	<u>\$ 277,136,708</u>

**Comox Valley Regional District
Statement of Change in Net Financial Assets (Net Debt)
Year Ended December 31, 2022**

	2022 Budget <u>(Note 20)</u>	2022 <u>Actual</u>	2021 <u>Actual</u>
Annual Surplus	\$ 2,154,786	\$ 25,579,348	\$ 28,850,258
Amortization of tangible capital assets	10,652,459	10,652,459	8,640,025
Acquisition of tangible capital assets	(83,159,530)	(47,553,216)	(43,730,524)
Change in prepaid expenses	-	(35,768)	376,868
Change in inventory of supplies	-	(53,358)	(4,970)
Loss (gain) on disposal of tangible capital assets	-	(42,038)	(11,933)
Proceeds on disposal of tangible capital assets	-	52,606	22,839
Transfer of tangible capital assets from other local government	-	-	(8,767,846)
Net remeasurement losses	-	(2,093,244)	-
Increase in Net Debt	(70,352,285)	(13,493,211)	(14,625,283)
Net Financial Assets (Net Debt), beginning of year	<u>(11,557,363)</u>	<u>(11,557,363)</u>	<u>3,067,920</u>
Net Debt, end of year	<u>\$ (81,909,648)</u>	<u>\$ (25,050,574)</u>	<u>\$ (11,557,363)</u>

**Comox Valley Regional District
Statement of Remeasurement Losses
Year ended December 31, 2022**

	2022	2021
Accumulated remeasurement loss, beginning of year	\$ -	\$ -
Unrealized losses attributable to:		
Pooled fund investments	(2,093,244)	-
Accumulated remeasurement loss, end of year	\$ (2,093,244)	\$ -

**Comox Valley Regional District
Statement of Cash Flows
Year ended December 31, 2022**

	2022	2021
Operating Transactions		
Annual Surplus	\$ 25,579,348	\$ 28,850,258
Changes in non-cash operating balances		
Prepaid expenses	(35,768)	376,868
Inventory of supplies	(53,358)	(4,970)
Receivables	(1,298,131)	5,178,929
Security deposits	9,979	53,766
Accounts payable and accrued liabilities	(1,314,858)	(7,027,921)
Deferred developer contributions	2,042,854	3,265,379
Deferred government transfers	(2,239,533)	(25,842)
Other liabilities	87,911	367,303
Items not utilizing cash		
Amortization of tangible capital assets	10,652,459	8,640,025
Gain on disposal of tangible capital assets	(42,038)	(11,933)
Landfill closure and post closure allowance (Note 12)	(11,323,423)	(3,413,276)
Actuarial adjustment of debenture debt	(913,565)	(1,011,804)
Contributions of tangible capital assets	(10,039,003)	(3,069,073)
Transfer of tangible capital assets from others	-	(8,767,846)
Cash Provided by Operating Transactions	11,112,874	23,399,863
Capital Transactions		
Proceeds on disposal of tangible capital assets	52,606	22,839
Acquisition of tangible capital assets	(37,514,213)	(40,661,451)
Cash Used for Capital Transactions	(37,461,607)	(40,638,612)
Investment Transactions		
Cash Provided by (Used for) Investment Transactions	(1,041,451)	261,691
Financing Transactions		
Long-term debt issued	-	37,868,624
Long-term debt repayments	(3,308,652)	(1,979,432)
Short-term debt issued	13,303,995	1,546,449
Short-term debt repayment	(200,762)	(25,282,797)
Cash Provided by Financing Transactions	9,794,581	12,152,844
Change in Cash	(17,595,603)	(4,824,214)
Cash, beginning of year	66,676,094	71,500,308
Cash, end of year	\$ 49,080,491	\$ 66,676,094

Comox Valley Regional District
Notes to Financial Statements
Year ended December 31, 2022

1. Nature of Organization

The Comox Valley Regional District (CVRD) was incorporated on February 15, 2008 by letters patent issued by the province of British Columbia. Its principal activities are the provision and coordination of local government services to the residents of three unincorporated electoral areas and three municipalities within its boundaries. These services include general government administration, bylaw enforcement, planning and development services, building inspection, fire protection and emergency disaster planning, public transportation, parks and recreation, water supply and distribution, wastewater disposal, solid waste collection and disposal and street lighting.

2. Significant Accounting Policies

a) Basis of Accounting

It is the policy of the Regional District to follow Canadian public sector accounting standards and to apply such standards consistently. As part of this policy, the resources and operations of the Regional District are segregated into various funds for accounting and financial reporting purposes, each being treated as a separate entity with responsibility for the stewardship of the assets allocated to it.

The financial statements are prepared in accordance with the recommendations of the Public Sector Accounting Board (PSAB) of the Chartered Professional Accountants Canada. The financial statements include the financial position, operations, changes in net financial assets (debt) and cash flows of the one economic entity of the Regional District. Interfund transactions and fund balances have been eliminated on consolidation.

b) Investments and Financial Instruments

Investments are held by the Municipal Finance Authority (MFA) in their pooled investment funds which include money market and bond funds. Regional District funds invested with MFA are pooled with other local governments and managed independently by Phillips, Hager & North Ltd. and CIBC Mellon Trust.

Investments are initially recognized at cost and subsequently carried at fair market value. Interest and dividends attributable to investments are reported in the statement of operations.

During 2022, the Regional District adopted Public Sector Accounting Board Standard PS 3450 Financial Instruments and Public Sector Accounting Board Standard PS 2600 Foreign Currency Translation. The standards have been adopted prospectively and accordingly there is no adjustment to the opening balances.

Financial instruments are classified into two categories fair value or cost.

- (i) Fair value category: investments quoted in an active market are reflected at fair value as at the reporting date. Sales and purchases of investments are recorded on the trade date.

Transaction costs related to the acquisition of investments are recorded as an expense. Unrealized gains and losses on financial assets are recognized in the Statement of Remeasurement Gains and Losses until such time that the financial asset is derecognized due to disposal or impairment. At the time of derecognition, the related

Comox Valley Regional District
Notes to Financial Statements
Year ended December 31, 2022

2. Significant Accounting Policies (continued)

realized gains and losses are recognized in the Statement of Operations and related balances reversed from the Statement of Remeasurement Gains and Losses.

- (ii) Cost category: investments not quoted in an active market, financial assets and liabilities are recorded at cost or amortized cost. Gains and losses are recognized in the Statement of Operations when the financial asset is derecognized due to disposal or impairment. Sales and purchases of investments are recorded on the trade date.

Transaction costs related to the acquisition of financial assets are included in the cost of the related instrument.

Financial assets are assessed for impairment on an annual basis. If there is an indicator of impairment, the Regional District determines if there is a significant adverse change in the expected amount or timing of future cash flows from the financial asset. If there is a significant adverse change in the expected cash flows, the carrying value of the financial asset is reduced to the highest of the present value of the expected cash flows, the amount that could be realized from selling the financial asset or the amount the Regional District expects to realize by exercising its right to any collateral. If events and circumstances reverse in a future period, an impairment loss will be reversed to the extent of the improvement, not exceeding the initial adjusted cost base

c) Inventory

Inventory of supplies are recorded at cost as a non-financial asset.

d) Non-financial Assets

Non-financial assets are not available to discharge existing liabilities and are held for use in the provision of services. They have useful lives extending beyond the current year and are not intended for sale in the ordinary course of business.

e) Liability for Contaminated Sites

Contaminated sites are a result of contamination being introduced into air, soil, water or sediment of a chemical, organic or radioactive material or live organism that exceeds an environmental standard. A liability for remediation of contaminated sites is to be recognized when all the following criteria are met:

- (i) an environmental standard exists;
- (ii) contamination exceeds the environmental standard;
- (iii) the Regional District:
 - is directly responsible; or
 - accepts responsibility; and
- (iv) it is expected that future economic benefits will be given up;
- (v) a reasonable estimate of the amount can be made.

As a result of a review of Regional District sites, no liability has been recorded in these financial statements. If a liability is determined, it will be recorded net of any expected recoveries.

Comox Valley Regional District
Notes to Financial Statements
Year ended December 31, 2022

2. Significant Accounting Policies (continued)

f) Tangible Capital Assets

Tangible capital assets are a special class of non-financial assets and are recorded at cost, net of disposals, write-downs and amortization and are classified according to their functional use. Cost of the tangible capital assets includes all amounts that are directly attributable to acquisition, construction including installation costs, design and engineering fees, legal fees and site preparation costs. Contributed tangible capital assets are recorded at fair value at the time of the contribution with a corresponding amount recorded as revenue. Amortization is recorded on a straight line basis over the estimated life of the tangible capital asset. Assets under construction are not amortized until the asset is put into use. Estimated useful lives are as follows:

Land improvements	10 to 60 years
Buildings	15 to 50 years
Building improvements	3 to 20 years
Machinery, equipment, vehicles and fixtures	5 to 35 years
Water infrastructure	
Undergrounds systems, pumping stations	40 to 100 years
Reservoirs	80 years
Sewer infrastructure	
Mechanical, electrical and pump components	15 to 20 years
Aggregate system	30 years
Trunk and outfall network	45 to 80 years

The Regional District is fortunate to have natural assets that reduce the need for engineered infrastructure that would otherwise be required. This includes a wide range of natural assets that provide water services, to assist in the supply of drinking water, dilution and treatment of wastewater, mitigation of storm water flows, and shoreline erosion. Canadian public sector accounting standards do not allow for the valuation and recording of such assets in financial statements at this time and, as such, these natural assets are not reported in these financial statements. Nevertheless, the Regional District acknowledges the importance of these assets and the need to manage them in conjunction with engineered infrastructure.

g) Accrued Employee Benefits

Based on obligations as determined by collective agreements and contractual arrangements, employee benefit accruals, which includes an allowance for vacation entitlement, are recorded in the year in which they are earned.

h) Post Employment Benefits

The long-term, post employment benefit liability of the Regional District will be met by the Municipal Pension Plan into which both employees and the Regional District contribute. The Regional District is only liable for the interim retirement benefits for early retirees, from the date of retirement to the effective start date of the Municipal Pension Plan. Any liability for these benefits is accrued when the event occurs and the obligation arises.

Comox Valley Regional District
Notes to Financial Statements
Year ended December 31, 2022

2. Significant Accounting Policies (continued)

i) Government Transfers

Government transfers, which include legislative grants, are recognized as revenue in the financial statements when the transfer is authorized and any eligibility criteria are met, except to the extent that transfer stipulations give rise to an obligation that meets the definition of a liability. Transfers are recognized as deferred revenue when the transfer stipulations give rise to a liability. Transfer revenue is recognized in the statement of operations as the stipulation liabilities are settled.

j) Revenue Recognition

Property tax revenues in the form of local government requisitions are recognized in the year they are levied. Interest and operating grants are recognized as earned. Grants in lieu of taxes are recorded on an accrual basis when it is possible to reasonably estimate the amounts receivable. User fees, transit, tipping fees, garbage and recycling collection fees are recognized as revenue on an accrual basis according to rates set in various fees and charges bylaws. Permit fees are recognized once the permit has been approved and the fee collected. Development cost charges are recognized as revenue in the year the capital project for which they were collected is undertaken.

k) Use of Estimates

The preparation of financial statements in conformity with Canadian public sector accounting standards requires management to make estimates and assumptions that affect the reported amounts of assets and liabilities and the disclosure of contingent assets and liabilities at the date of the financial statements, as well as the reported amounts of revenues and expenses during the reporting period. Significant areas requiring management estimates are the determination of tangible capital assets, their useful life, provisions for contingencies, liability for contaminated sites and closure and post closure costs of the Regional District's landfills. Actual results may vary from the estimates and adjustments will be reported and reflected in operations as they become known.

Comox Valley Regional District
Notes to Financial Statements
Year ended December 31, 2022

2. Significant Accounting Policies (continued)

l) Accounting standards issued but not yet adopted

In August 2018, the Public Sector Accounting Board issued PS 3280 Asset Retirement Obligations. The new standard establishes how to account for and report a liability for asset retirement obligations (ARO). As asset retirement obligations associated with landfills are included in the scope of PS 3280, PS 3270 Solid Waste Landfill Closure and Post-Closure Liability will be withdrawn. The main features of this standard are as follows:

- An ARO represents a legal obligation associated with the retirement of a tangible capital asset.
- Asset retirement costs increase the carrying amount of the related tangible capital asset and are expensed in a rational and systematic matter.
- When an asset is no longer in productive use, the associated asset retirement costs are expensed.
- Measurement of the ARO liability should result in the best estimate of the amount required to retire a tangible capital asset at the financial statement date.
- Subsequent measurement of the ARO liability results in either a change in the carrying amount of the related tangible capital asset or an expense. The accounting treatment depends on the nature of the remeasurement and whether the asset remains in productive use.
- The best method to estimate the liability is often a present value technique.

This standard applies to fiscal years beginning on or after April 1, 2022 and the Regional District is expected to apply it to its December 31, 2023 financial statements.

3. Investments

Investments consist of funds invested with the Municipal Finance Authority (MFA) in money market and bond funds (pooled funds). MFA pooled funds are quoted in an active market and therefore recorded at fair market value. The carrying cost of the MFA pooled funds for the Regional District at December 31, 2022 is \$43,951,580 (2021 - \$42,910,179).

4. Receivables

	2022	2021
Government of Canada	\$ 1,067,644	\$ 1,143,717
Province of British Columbia	2,489,799	1,092,151
Regional and local governments	2,208,415	2,365,316
Other trade receivables	2,583,119	2,449,662
	\$ 8,348,977	\$ 7,050,846

Comox Valley Regional District
Notes to Financial Statements
Year ended December 31, 2022

5. Debt Recoverable from Member Municipalities

Pursuant to the Local Government Act, the Regional District acts as the agency through which its member municipalities borrow funds from the Municipal Finance Authority (MFA). The annual cost of servicing this municipal debt is recovered entirely from the borrowing member municipality. However, in the event of default the Regional District and the other member municipalities are contingently liable to the MFA for this debt.

	2022	2021
City of Courtenay	\$ 11,880,553	\$ 13,423,363
Town of Comox	20,371	64,350
Village of Cumberland	6,887,976	7,237,411
	\$ 18,788,900	\$ 20,725,124

6. Accounts Payable and Accrued Liabilities

	2022	2021
Government of Canada	\$ 168,886	\$ 144,856
Province of British Columbia	854,364	1,107,347
Regional and local governments	797,721	637,854
Accrued interest on long-term debenture debt	562,464	562,464
Trade and other payables	9,299,282	10,546,054
	\$ 11,683,717	\$ 12,998,575

7. Deferred Developer Contributions

The Regional District receives contributions from developers for the development of the water, sewer and parks infrastructure. These contributions are recognized as revenue in the years in which the capital projects are undertaken. Developer contributions paid in advance of infrastructure works are recorded on the financial statements as follows:

	2022	2021
Developer contributions, opening balance	\$ 15,085,269	\$ 11,819,890
Contributions received during the year	1,656,337	4,132,402
Interest earned on developer contributions	386,517	22,790
Expended on capital projects during the year	-	(889,813)
Closing balance of unspent developer contributions	\$ 17,128,123	\$ 15,085,269

Comox Valley Regional District
Notes to Financial Statements
Year ended December 31, 2022

8. Deferred Government Transfers

The Regional District has received advance payments under three government grant programs of which the following remained unspent as at December 31:

	<u>2022</u>	<u>2021</u>
Clean Water Wastewater Fund		
Black Creek Oyster Bay water supply security project	\$ -	\$ 94
New Build Canada Fund		
Comox Strathcona Waste Management, regional organics facility	-	1,692,852
Union of British Columbia Municipalities		
Strengthening Communities' Services program	-	546,587
	<u>\$ -</u>	<u>\$ 2,239,533</u>

9. Short-Term Debt

Short-term debt consists of borrowing from the Municipal Finance Authority for the purpose of interim funding or for funding smaller projects. The debt bears interest at a variable daily rate which is paid monthly. The rate at December 31, 2022 was 4.77 per cent (December 31, 2021 – 0.97 per cent). Regular principal payments are not required but the loans must be repaid within five years of borrowing. Loan authorization bylaws are in place for some for the short-term debt which provides the authority for them to be converted to debenture debt.

	<u>2022</u>	<u>2021</u>
Fanny Bay Fire – due 2022	\$ -	\$ 21,012
Merville Fire Hall and Equipment – due 2026	1,660,384	581,000
Comox Valley Tourism Building – due 2026	288,425	361,425
Solid Waste – Campbell River closure – due 2025	10,211,515	804,581
Water Treatment Plant – due 2024	4,950,000	4,950,000
King Coho Sewer – due 2026	27,000	33,750
Denman Hornby Internet Connectivity – due 2027	767,677	-
Parks and Greenways Land Acquisition – due 2027	650,000	-
Sewer Conveyance Project – due 2027	1,300,000	-
	<u>\$ 19,855,001</u>	<u>\$ 6,751,768</u>

Interest on the above short-term debt recorded in the Statement of Operations in 2022 is \$266,997 (2021 – \$419,475).

Comox Valley Regional District
Notes to Financial Statements
Year ended December 31, 2022

10. Long-Term Debt

Details of long-term debt, including maturity dates, interest rates and outstanding amounts, are summarized on Schedule D – Schedule of Long-Term Debt.

Payments of principal and actuarial on the issued debt of the Regional District, not including municipal debt, are as follows:

2023	\$ 4,351,556
2024	3,628,579
2025	3,542,844
2026	3,155,366
2027	2,867,678
Future years including actuarial	41,601,793
Total	\$ 59,147,816

Interest on long-term debt recorded in the various function areas of the Statement of Operations in 2022 is \$2,537,390 (2021 - \$2,096,206) before consideration of actuarial adjustments.

11. Municipal Finance Authority Debt Reserve Fund

The Regional District secures its long-term borrowing through the Municipal Finance Authority. As a condition of these borrowings, a portion of the debenture proceeds is retained by MFA as a debt reserve fund. As at December 31, 2022, the cash balance of the Regional District's debt reserve funds was \$1,037,660 (2021 - \$1,014,990). Debt reserve funds are not recorded elsewhere in the financial statements.

12. Landfill Closure and Post-Closure Care Costs

The provincial Waste Management Act, as well as the B.C. Landfill Criteria for Municipal Solid Waste, sets out the regulatory requirements to properly close and maintain all active and inactive landfill sites. The Comox Valley Regional District is committed to ensuring that the six landfills in its care are managed in a fiscally responsible manner, which has included setting aside funds to pay for landfill closure and post-closure activities in accordance with the Solid Waste Management Plan which was updated in 2012 and amended in 2021 to include the organics facility and transfer station. Landfill closure and post-closure requirements have been defined in accordance with industry standards and remediation activities include final covering of the site, groundwater and surface water monitoring, maintenance of the drainage structure, site inspection and environmental monitoring. Post-closure care is estimated to continue for 30 years after final closure of the landfill sites which are planned between 2024 and 2032, with one of the original six closed in 2019 and another closed in 2022. Based on current estimates, remaining capacity of the four active landfills is between 4 and 27 per cent (2020 estimates – 0 and 48 per cent).

Comox Valley Regional District
Notes to Financial Statements
Year ended December 31, 2022

12. Landfill Closure and Post-Closure Care Costs (continued)

This requirement is being provided for based on a number of factors including the percentage of landfill capacity already filled, usage based on tipping fees and consultant estimates, the projected closure dates, the regulated monitoring period, the estimated annual management costs and a present value discount rate. As at December 31, 2022, using the most recent closure plans and updated cost estimates for closure and post closure care, the Regional District has estimated its liability for these costs at \$14,916,925 (2021 - \$26,240,348). The unspent reserves that were established towards funding the landfill closure and post closure care costs form part of the accumulated surplus and had a balance of \$3,327,024 at December 31, 2022 (2021 - \$3,090,782).

The estimate for closure and post closure liability in these financial statements has been calculated based on consultants' estimates in their preparation of the closure plans for each of the landfills and estimated timing of closure projects. This estimate has changed from the prior year as closure design and post closure care components are finalized and as closure activities are undertaken and as closure timing is revised. The 2022 decrease in estimate of \$11,323,423, plus the current costs incurred \$7,966,493 for closure works, has resulted in a total decrease to landfill expenses of \$3,356,930 (2021 decrease \$2,610,587). Landfill expenses are included in environmental health services expenses.

13. Accumulated Surplus

	2022	2021
Future expenditure reserve funds	\$ 15,356,649	\$ 13,310,689
Capital works reserve funds	34,129,901	47,148,418
Community works reserve funds (Note 14)	9,522,751	9,095,332
Landfill closure and post closure reserve funds	3,327,024	3,090,782
Current year operating surplus	9,933,392	12,603,374
	72,269,717	85,248,595
Equity in tangible capital assets	245,363,264	218,128,461
Less:		
Landfill closure and post closure liability	(14,916,925)	(26,240,348)
Accumulated Surplus, end of year	\$ 302,716,056	\$ 277,136,708

Comox Valley Regional District
Notes to Financial Statements
Year ended December 31, 2022

14. Community Works Fund

Community Works Fund is a component of the Gas Tax Agreement funding provided by the Government of Canada and administered through the Union of British Columbia Municipalities (UBCM). Community Works Funds transfers are recorded as revenue when received, then held in reserves until spent on eligible expenditures and projects.

	<u>2022</u>	<u>2021</u>
Community Works Funds, opening balance	\$ 9,095,332	\$ 7,560,786
Add: Amounts received during the year	1,076,625	2,106,516
Add: Interest income	230,721	14,720
Less: Amounts allocated to projects during the year	<u>(879,927)</u>	<u>(586,690)</u>
Closing balance of unspent funds	<u>\$ 9,552,751</u>	<u>\$ 9,095,332</u>

15. Contingent Liabilities

As at December 31, 2022, there existed outstanding claims against the Regional District. These claims have been referred to legal counsel and to the Regional District's liability insurers. It is not possible to determine the Regional District's potential liability, if any, with respect to these matters. However, at such time that a liability becomes known, it will be reflected in the Regional District financial statements.

16. Environmental Regulations

The Regional District is subject to environmental regulations that apply to a number of its operations. These regulations may require future expenditures to meet applicable standards and subject the Regional District to possible penalties for non-compliance. Amounts required to meet these obligations will be charged to operations when incurred and/or when they can be reasonably estimated.

Comox Valley Regional District
Notes to Financial Statements
Year ended December 31, 2022

17. Commitments

As at December 31, 2022, the Regional District had the following significant commitments:

Village of Cumberland – solid waste host community agreement. This agreement, which expires December 31, 2032, provides for a community benefit payment of \$300,000 per year over the twenty-year term of the agreement.

Hazelwood Construction Services Inc. – build contract for the expansion of the Comox Valley Waste Management Centre engineered landfill cell two and leachate works, with completion expected in 2023. The outstanding commitment as at December 31, 2022 was \$4,517,948.

Town of Comox – contribution agreement towards the design, construction, installation, and commissioning of infrastructure improvements related to the sewer conveyance project. The outstanding commitment as at December 31, 2022 was \$3,000,000.

Berry & Vale Contracting Ltd. – for the operations of the Campbell River waste management centre and hauling of waste to the Comox Valley waste management centre. The outstanding commitment of the agreement, which expires July 1, 2024, is approximately \$2,549,906.

18. Pension Liability

The Regional District and its employees contribute to the Municipal Pension Plan, a jointly trustee pension plan. The board of trustees, representing plan members and employers, is responsible for administering the plan, including investment of the assets and administration of benefits. The plan is a multi-employer defined benefit pension plan. Basic pension benefits are based on a formula. As at December 31, 2021, the Plan had about 227,000 active members and approximately 118,000 retired members. Active members include approximately 42,000 contributors from local governments.

Every three years, an actuarial valuation is performed to assess the financial position of the plan and the adequacy of plan funding. The actuary determines an appropriate combined employer and member contribution rate to fund the plan. The actuary's calculated contribution rate is based on the entry-age normal cost method, which produces the long-term rate of member and employer contributions sufficient to provide benefits for average future entrants to the plan. This rate may be adjusted for the amortization of any actuarial funding surplus and will be adjusted for the amortization of any unfunded actuarial liability.

The most recent actuarial valuation for the Municipal Pension Plan, as of December 31, 2021, indicated a \$3,761 million funding surplus for basic pension benefits on a going concern basis.

The Regional District paid \$1,303,449 (2021 - \$1,266,945) for employer contributions while employees contributed \$1,197,186 (2021 - \$1,112,504) to the plan in fiscal 2022.

The next valuation will be as at December 31, 2024, with results available in 2025.

Employers participating in the plan record their pension expense as the amount of employer contributions made during the fiscal year (defined contribution pension plan accounting). This is because the plan records accrued liabilities and accrued assets for the plan in aggregate, resulting in no consistent and reliable basis for allocating the obligation, assets and cost to the individual employers participating in the plan.

Comox Valley Regional District
Notes to Financial Statements
Year ended December 31, 2022

19. Segmented Information

The Comox Valley Regional District is a diversified local government providing a wide range of services to approximately 72,445 residents, including parks, recreation centres, community halls, fire protection, water and wastewater services. As a requirement of the Local Government Act, separate financial records must be kept for each service providing detailed allocations of assets and liabilities, revenues and expenses, information concerning reserve funds and other pertinent financial details. For each reported segment, revenues and expenses represent amounts that are directly attributable to the segment and also amounts that are allocated on a reasonable basis.

Segmentation has been determined on a functional basis with consideration to service delivery and departmental accountabilities. The following is a description of the types of services included in each of the main service segments of the Regional District's financial statements. A detailed summary of the 2022 revenues and expenses can be found in Schedule A of the accompanying financial statements. Schedule B contains comparative figures for the year ended December 31, 2021.

General Government

General government is comprised of member municipality and electoral area governance, general administration which includes legislative services, finance, human resources and information systems, feasibility studies and grants in aid.

Protective Services

Protective services include volunteer fire departments, search and rescue grants, emergency programs, 9-1-1 emergency answering service, building inspection and various bylaw compliance services.

Transportation

Transportation services include the Comox Valley transit service - an agreement between the Regional District and BC Transit Authority. Streetlighting and drainage services and a contribution service to the Comox Valley airport are also supported.

Comox Valley Regional District
Notes to Financial Statements
Year ended December 31, 2022

19. Segmented Information (continued)

Environmental Health

Environmental health is responsible for solid waste for both the Comox Valley and Strathcona Regional Districts through waste reduction and education programs and operation of the Regional District's waste management centres and transfer stations. Other services include road-side refuse collection, pesticide awareness education and liquid waste management planning for the electoral areas of the Regional District.

Public Health and Welfare

Public health and welfare consists of a grant to the City of Courtenay for assistance in the operations of the cemetery, a homelessness supports service as well as a land acquisition service for the purpose of an emergency shelter or supportive housing initiative.

Environmental Development

Environmental development consists of rural land use planning, long-term planning including the regional growth strategy, economic development, geographic information systems and rural house numbering.

Recreation and Cultural

Recreation and cultural consists of full-service recreation facilities offering fitness, ice and aquatic programs, curling, community parks and trail networks, exhibition grounds to foster the agricultural roots of the community and contributions towards community halls, various arts and cultural facilities, heritage conservation and the Vancouver Island Regional Library.

Water

The Regional District manages and operates both water supply and water distribution systems. The bulk water supply system provides treated water to the City of Courtenay, the Town of Comox and a water service area within the electoral areas of the Regional District. The Regional District distributes water to the residents of a total of five rural water service areas.

Sewer

The Regional District operates a secondary wastewater treatment facility on behalf of the City of Courtenay and the Town of Comox, including the operations of a bio-solids composting facility that retails a soil amendment branded as Skyrocket. Two rural sewerage systems for service areas within the Regional District are also operated.

Comox Valley Regional District
Notes to Financial Statements
Year ended December 31, 2022

20. Budget

The budget amounts presented throughout these financial statements represent the five-year financial plan bylaw #700 adopted by the Regional District Board on March 29, 2022.

The financial plan bylaw was prepared on a modified accrual basis while Canadian public sector accounting standards require financial statements to be prepared on a full accrual basis. The financial plan anticipated use of surpluses accumulated in prior years to reduce current year expenditures in excess of current year revenues. In addition, capital acquisitions were recognized as expenditures in the financial plan rather than including amortization expense. While the Board does not budget for amortization expense or the change in provision for landfill closure and post closure, they have been added to the Statement of Operations for comparability purposes.

The summary below reconciles the 2022 adopted financial plan to the financial statement budget figures:

Financial plan bylaw, surplus for the year	\$	-
Add:		
Capital acquisitions		83,159,530
Debt principal payments		3,604,331
Budgeted transfers to reserves		15,421,382
Change in provision for landfill closure and post closure		11,323,423
Less:		
Debt proceeds		(49,371,201)
Budgeted transfers from reserves		(38,230,457)
Budgeted transfers from prior years' operating surpluses		(13,099,763)
Amortization		(10,652,459)
Budgeted Annual Surplus		\$ 2,154,786

21. North Island 9-1-1 Corporation

9-1-1 emergency answering and fire dispatch services for northern Vancouver Island, part of the Sunshine Coast are provided by the North Island 9-1-1 Corporation which is owned by the regional districts of Alberni-Clayoquot, Comox Valley, Mount Waddington, Nanaimo, qathet and Strathcona. The Comox Valley Regional District owns six of the 21 issued shares in the corporation which are recorded at cost.

During the year, administrative support services supplied to the North Island 9-1-1 Corporation by the Comox Valley Regional District totaled \$132,600 (2021 - \$132,600).

Comox Valley Regional District
Notes to Financial Statements
Year ended December 31, 2022

22. Comox-Strathcona Regional Hospital District

The board members of the Comox Valley Regional District sit on the board of the Comox-Strathcona Regional Hospital District (CSRHD) together with the board members of the Strathcona Regional District. The Regional District and the Regional Hospital District are separate legal entities as defined by separate letters patent and authorized by separate legislation.

During the year, administrative support services supplied to the Regional Hospital District by the Comox Valley Regional District totaled \$200,000 (2021 - \$151,000).

23. Provincial COVID-19 Safe Restart Grant

COVID-19 Safe Restart Grants for Local Governments was funding provided to local governments to assist with the increased operating costs and revenue shortfalls as a result of the COVID-19 pandemic. COVID-19 Safe Re-Start Grant funds may be used towards specific eligible costs for funding revenue shortfalls, facility reopening and operating costs, emergency planning and response costs, bylaw enforcement and protective services, computers and other technology costs, and services for vulnerable persons.

The Comox Valley Regional District received the first COVID-19 Safe Restart Grant instalment in November 2020 and transferred the \$723,000 balance to the general administration reserve for allocations in the 2021 Financial Plan. In March 2021 the Regional District received the second installment of \$402,000. The following is a schedule of the COVID-19 Safe Restart Grant receipts, spending and allocation of unspent funds.

	2022	2021
	<u> </u>	<u> </u>
Opening balance	\$ 565,493	\$ 723,000
Add: Amounts received during the year	-	402,000
Less: Amounts expended during the year		
Emergency operations preparedness and community support	(60,000)	(150,230)
Promoting local food security and supporting vulnerable populations	(50,000)	(100,000)
Information technology resilience	(9,287)	(60,880)
Recreation facilities revenue shortfalls	-	(223,000)
Rural community halls	(56,905)	(25,397)
Closing balance of unspent funds	<u>\$ 398,301</u>	<u>\$ 565,493</u>

Comox Valley Regional District
Notes to Financial Statements
Year ended December 31, 2022

23. Provincial COVID-19 Safe Restart Grant (continued)

The balance of unspent funds has been allocated as follows:

	<u>2022</u>	<u>2021</u>
Emergency operations preparedness and community support	\$ 49,770	\$ 89,770
Promoting local food security and supporting vulnerable populations	-	50,000
Information technology resilience	29,833	39,120
Rural fire department support	40,000	40,000
Recreation facilities revenue shortfalls	-	-
Rural community halls	182,019	238,924
General administration	35,679	35,679
Neighbourhood emergency preparedness program	10,000	30,000
Community self-service online tools	42,000	42,000
Balance of unspent funds	<u>\$ 389,301</u>	<u>\$ 565,493</u>

24. Subsequent Event

In March 2023, the Comox Valley Regional District received \$4,497,000 under the Growing Communities Fund grant. The principal objective of the Fund is to increase the local housing supply with investments in community infrastructure and amenities. The Regional District has until December 31, 2023 to allocate the funds.

25. Financial Risks and Concentration of Risk

The Regional District is potentially exposed to credit risk, market and interest rate risk, and liquidity risk from the Regional District's financial instruments. Qualitative and quantitative analysis of the significant risks from the Regional District's financial instruments is provided below by type of risk

a) Credit Risk:

Credit risk primarily arises from the Regional District's cash, investments and accounts receivable. The risk exposure is limited to their carrying amounts as at the date of the statement of financial position.

Accounts receivable primarily consist of amounts receivable from other government organizations and residents. To reduce the risk, the Regional District regularly reviews the collectability of its accounts receivable and if needed, will establish an allowance based on its best estimate of potentially uncollectible amounts. As at December 31, 2022, the amount of allowance for uncollectible amounts was nil (2021 - nil). The Regional District historically has not had difficulty collecting receivables, nor have counterparties defaulted on any payments.

Comox Valley Regional District
Notes to Financial Statements
Year ended December 31, 2022

25. Financial Risks and Concentration of Risk (continued)

b) Market and Interest Rate Risk:

Market risk is the risk that changes in market prices and inputs, such as interest rates, will affect the Regional District's income. The objective of market risk management is to control market risk exposures within acceptable parameters while optimizing the return on risk.

The Regional District manages market risk by holding cash balances with top rated Canadian Schedule I financial institutions. The investments are managed following the investment policy which is approved by the Regional District's Board of Directors. The Regional District periodically reviews its investments and is satisfied that the portfolio investments are being managed in accordance with the investment policy.

Interest rate risk is the risk that the fair value of future cash flows of a financial instrument will fluctuate because of changes in the market interest rates. The Regional District's investments are disclosed in Note 3 and changes in the fair value of investments have parallel changes in unrealized gains or losses until realized on disposal. The Regional District's exposure to interest rate risk in relation to debt instruments is limited to long-term debt and short-term financing. The risk applies only to long-term debt when amortization periods exceed the initial locked-in term. Short-term financing is subject to daily floating rates, which can result in variability over the course of short-term financing. Interest rate risk related to debt instruments is managed through budget and cash forecasts.

Interest rates have increased during the year, which primarily affects interest costs of short-term debt, and interest earnings on investments.

c) Liquidity Risk:

Liquidity risk is the risk that the Regional District will not be able to meet its financial obligations as they become due. The Regional District manages liquidity risk by continually monitoring actual and forecasted cash flows from operations, anticipated investing, and financial activities to ensure that its financial obligations are met.

26. Comparative Figures

Certain 2021 comparative information has been reclassified to conform with the financial statement presentation adopted in the current year.

Comox Valley Regional District
Schedule of Segment Disclosure by Service
Year ended December 31, 2022

	General Revenue Fund							Water Fund	Sewer Fund	2022 Actual	2022 Budget (Note 20)
	General Government	Protective Services	Transportation	Environmental Health	Public Health	Environmental Development	Recreation & Culture				
Revenue											
Taxation	\$ 2,280,349	\$ 5,439,584	\$ 3,152,625	\$ 6,055,103	\$ 549,792	\$ 3,042,897	\$ 10,487,963	\$ 846,000	\$ 7,283,841	\$ 39,138,154	\$ 38,899,171
Sales of services, fees and other revenue	393,325	947,654	825,250	11,204,574	-	104,505	2,457,187	9,568,426	1,146,152	26,647,073	24,153,939
Government grants and transfers	1,443,884	159,351	-	5,077,317	546,587	358,868	14,887	165,430	-	7,766,324	8,549,231
Contributions from others	-	358,001	-	-	-	-	9,681,000	49,699	-	10,088,700	1,722,581
Investment income	556,498	126,070	35,395	582,171	6,161	34,796	218,807	347,155	164,482	2,071,535	115,000
Gain/(loss) on disposal of capital assets	5,000	15,206	-	-	-	-	17,128	(2,296)	7,000	42,038	-
Total Revenue	4,679,056	7,045,866	4,013,270	22,919,165	1,102,540	3,541,066	22,876,972	10,974,414	8,601,475	85,753,824	73,439,922
Expenses											
Personnel costs	3,988,529	1,805,904	114,137	3,116,674	-	1,617,439	5,318,357	2,590,982	1,777,607	20,329,629	21,959,718
Grants	263,939	2,435,835	-	1,130,027	473,818	1,378,726	2,361,960	150,000	-	8,194,305	8,145,370
General goods and services	2,377,978	709,544	3,482,793	6,498,839	548,769	638,089	2,812,637	3,225,141	2,110,401	22,404,191	26,691,416
Debt charges	158,060	93,213	48,489	583,898	-	10,144	23,226	884,141	149,651	1,950,822	3,447,072
Transfer to other local government	-	-	-	-	-	-	-	-	-	-	20,500
Amortization of tangible capital assets	513,133	416,673	12,393	2,193,645	-	64,222	1,170,177	4,598,924	1,683,292	10,652,459	10,652,459
Landfill closure/post closure allowance	-	-	-	(3,356,930)	-	-	-	-	-	(3,356,930)	368,601
Total Expenses	7,301,639	5,461,169	3,657,812	10,166,153	1,022,587	3,708,620	11,686,357	11,449,188	5,720,951	60,174,476	71,285,136
Annual Surplus (Deficit)	\$ (2,622,583)	\$ 1,584,697	\$ 355,458	\$ 12,753,012	\$ 79,953	\$ (167,554)	\$ 11,190,615	\$ (474,774)	\$ 2,880,524	\$ 25,579,348	\$ 2,154,786

Comox Valley Regional District
Schedule of Segment Disclosure by Service
Year ended December 31, 2021

	General Revenue Fund							Water Fund	Sewer Fund	2021 Actual	2021 Budget
	General Government	Protective Services	Transportation	Environmental Health	Public Health	Environmental Development	Recreation & Culture				
Revenue											
Taxation	\$ 2,162,839	\$ 4,990,351	\$ 2,839,417	\$ 5,888,060	\$ 372,354	\$ 3,577,211	\$ 9,881,305	\$ 705,650	\$ 6,883,153	\$ 37,300,340	\$ 36,603,758
Sales of services, fees and other revenue	319,098	933,577	747,331	11,568,211	-	90,405	1,640,525	9,442,261	1,241,299	25,982,707	22,178,102
Government grants and transfers	2,780,245	105,866	190,000	980,518	-	666,287	236,345	425,316	-	5,384,577	11,324,432
Contributions from others	-	20,000	-	-	-	3,069,073	-	373,104	889,814	4,351,991	1,367,500
Investment earnings	139,305	7,405	1,795	45,882	340	1,550	13,837	20,241	11,839	242,194	115,000
Gain/(loss) on disposal of capital assets	12,840	10,000	-	-	-	-	(10,500)	-	(407)	11,933	1,255
Acquisition of Union Bay Improvement District	-	1,844,523	(1,337)	-	-	-	-	5,961,262	-	7,804,448	-
Total Revenue	5,414,327	7,911,722	3,777,206	18,482,671	372,694	7,404,526	11,761,512	16,927,834	9,025,698	81,078,190	71,590,047
Expenses											
Personnel costs	3,576,395	1,765,821	120,783	2,889,792	-	1,456,781	4,399,253	2,287,842	1,673,165	18,169,832	19,627,973
Grants	343,447	2,401,728	8,000	941,621	304,788	815,253	2,145,623	-	-	6,960,460	7,673,653
General goods and services	1,917,988	507,891	3,342,634	6,187,646	50,742	982,978	2,444,526	2,303,508	1,469,069	19,206,982	23,214,541
Debt charges	163,180	62,142	62,599	595,791	-	953	19,203	770,102	174,100	1,848,070	3,068,524
Transfer to other local government	-	-	13,150	-	-	-	-	-	-	13,150	289,084
Amortization of tangible capital assets	508,283	357,796	12,393	2,088,934	-	38,243	1,153,686	2,948,453	1,532,237	8,640,025	-
Landfill closure/post closure allowance	-	-	-	(2,610,587)	-	-	-	-	-	(2,610,587)	1,879,304
Total Expenses	6,509,293	5,095,378	3,559,559	10,093,197	355,530	3,294,208	10,162,291	8,309,905	4,848,571	52,227,932	55,753,079
Annual Surplus (Deficit)	\$ (1,094,966)	\$ 2,816,344	\$ 217,647	\$ 8,389,474	\$ 17,164	\$ 4,110,318	\$ 1,599,221	\$ 8,617,929	\$ 4,177,127	\$ 28,850,258	\$ 15,836,968

**Comox Valley Regional District
Schedule of Tangible Capital Assets
Year ended December 31, 2022**

	Land and Improvements	Buildings and Improvements	Machinery Equipment Vehicles Fixtures	Water Infrastructure	Sewer Infrastructure	Tangible Capital Assets under Construction	2022	2021
Cost								
Balance, beginning	\$ 41,049,607	\$ 58,763,455	\$ 19,612,354	\$ 197,780,186	\$ 61,400,921	\$ 20,570,295	\$ 399,176,818	\$ 342,189,847
Add:								
Additions	14,511,279	2,061,697	2,277,531	-	4,712,714	34,015,333	57,578,554	164,381,320
Tangible capital assets transferred from UBID	-	-	-	-	-	-	-	13,423,147
Less:								
Disposals / Write downs	-	(57,049)	(105,991)	-	-	-	(163,040)	(166,700)
Projects completed in year	-	-	-	-	-	(10,025,338)	(10,025,338)	(120,650,796)
Balance, ending	55,560,886	60,768,103	21,783,894	197,780,186	66,113,635	44,560,290	446,566,994	399,176,818
Accumulated Amortization								
Balance, beginning	11,057,610	23,501,487	9,405,739	33,698,963	33,288,709	-	110,952,508	97,812,976
Add:								
Amortization	1,987,524	1,528,287	1,376,073	4,409,151	1,351,424	-	10,652,459	8,640,025
Accumulated amortization on tangible capital assets transferred from UBID	-	-	-	-	-	-	-	4,655,301
Less:								
Accumulated Amortization on disposals	-	(54,753)	(97,719)	-	-	-	(152,472)	(155,794)
Balance, ending	13,045,134	24,975,021	10,684,093	38,108,114	34,640,133	-	121,452,495	110,952,508
Net Book Value of Tangible Capital Assets	\$ 42,515,752	\$ 35,793,082	\$ 11,099,801	\$ 159,672,072	\$ 31,473,502	\$ 44,560,290	\$ 325,114,499	\$ 288,224,310

Comox Valley Regional District
Schedule of Long-Term Debt
December 31, 2022

Issue #	Maturity Date	Rate	Beginning Balance	Debt Issued	Principal Payments	Actuarial Additions	Ending Balance	Interest Charges
General Revenue Fund								
CV Airport Service								
MFA 80	2023	5.45%	607,446	-	123,125	173,190	311,131	221,679
Total Non-Capital Debenture Debt			607,446	-	123,125	173,190	311,131	221,679
General Capital Fund								
Administration								
MFA 150	2045	1.99%	7,943,992	-	256,008	5,120	7,682,864	163,180
Hornby Island Fire								
MFA 150	2040	1.99%	1,200,975	-	51,550	1,031	1,148,394	24,925
Comox Strathcona Waste Management								
MFA 150	2040	1.99%	7,791,813	-	334,450	6,689	7,450,674	161,713
MFA 153	2041	2.99%	14,419,192	-	578,816	-	13,840,376	347,503
Black Creek/Oyster Bay Fire								
MFA 95	2025	4.80%	346,475	-	53,686	29,131	263,658	63,240
CV Sports/Aquatic Centre								
MFA 150	2030	1.99%	914,399	-	91,902	1,838	820,659	20,025
CV Exhibition Grounds								
MFA 133	2023	2.40%	168,513	-	67,364	15,443	85,706	14,634
Total General Capital Fund			32,785,359	-	1,433,776	59,252	31,292,331	795,220
Water Capital Fund								
Black Creek/Oyster Bay Water								
MFA 112	2030	3.73%	1,091,882	-	73,523	31,784	986,575	25,600
Union Bay Water								
RBC	2023	1.53%	3,374,029	-	152,694	-	3,221,335	50,553
Regional Water								
MFA 85	2024	5.45%	498,227	-	68,953	89,089	340,185	125,058
MFA 95	2025	4.80%	642,458	-	99,549	54,016	488,893	117,264
MFA 99	2026	4.75%	1,548,498	-	158,747	127,148	1,262,603	224,541
MFA 156	2041	2.58%	20,000,000	-	802,841	-	19,197,159	516,000
Total Water Capital Fund			27,155,094	-	1,356,307	302,037	25,496,750	1,059,016
Sewer Capital Fund								
Regional Sewer								
MFA 80	2023	5.45%	820,623	-	166,334	233,969	420,320	299,475
MFA 95	2025	4.80%	788,939	-	122,246	66,332	600,361	144,000
MFA 99	2026	4.75%	83,859	-	8,597	6,886	68,376	12,160
MFA 102	2027	2.25%	1,128,713	-	98,267	71,899	958,547	65,840
Total Sewer Capital Fund			2,822,134	-	395,444	379,086	2,047,604	521,475
Total Regional District Capital Debenture Debt			62,762,587	-	3,185,527	740,375	58,836,685	2,375,711
Total Regional District Debenture Debt			63,370,033	-	3,308,652	913,565	59,147,816	2,597,390



**Schedule of Guarantee and Indemnity Agreements
December 31, 2022**

The Comox Valley Regional District has not given any guarantees or indemnities under the Guarantees and Indemnities Regulation.

Schedule of Remuneration and Expenses for Elected Officials

For the year ended December 31, 2022

Elected Official	Note	Area Represented	Remuneration		Expenses
			Director	Committee	
Abram, James	1	Discovery Island-Mainland Inlets (SRD-Area C)		480	\$ -
Adams, Andrew		City of Campbell River		800	-
Anderson, Noba	1	Cortes Island (SRD-Area B)		640	-
Arbour, Daniel		Baynes Sound/Denman (Area A)	37,104	12,900	12,937
Baker, Mark		Village of Sayward		160	-
Bissinger, Alexandra		Town of Comox		160	150
Chapman, Doug		City of Campbell River		160	-
Colborne, Julie	1	Village of Zeballos		480	-
Cole-Hamilton, William		City of Courtenay	15,012	7,365	-
Cornfield, Charles	1	City of Campbell River		800	-
Dahl, Kermit		City of Campbell River		320	-
Davis, Martin	1	Village of Tahsis		800	-
Evans, Colleen	1	City of Campbell River		640	-
Grant, Ken		Town of Comox	14,387	6,945	-
Grieve, Edwin		Puntledge-Black Creek (Area C)	37,104	12,740	10,340
Hamir, Arzeena		Lazo North (Area B)	36,841	15,270	4,228
Hardy, Richard		Lazo North (Area B)	4,638	960	428
Hillian, Douglas		City of Courtenay	14,387	8,220	-
Kerr, Jonathan		Town of Comox	1,798	1,270	-
Kerr, Ron	1	City of Campbell River		960	-
Ketler, Jesse		Village of Cumberland	44,666	6,365	6,429
Leigh, Brenda	1, 2	Oyster Bay-Buttle Lake (SRD-Area D)		3,650	-
Mawhinney, Robyn		Puntledge-Black Creek (Area C)		220	72
McCollum, Melanie		City of Courtenay	14,387	7,000	-
McGowan, Stephanie		Town of Comox		535	-
Meilleur, Jennifer		Town of Comox		160	-
Minions, Nicole		Town of Comox		1,025	-
Moglove, Claire		City of Campbell River		480	-
Morin, Wendy		City of Courtenay	14,387	8,125	-
Nichol, Rodney		Lazo North (Area B)		555	-
Poulsen, Sue		Village of Sayward		800	-
Rice, John		Oyster Bay-Buttle Lake (SRD-Area D)		320	-
Sinnott, Susan		City of Campbell River		160	-
Sullivan, Sean		Village of Cumberland		1,280	-
Swift, Maureen		Town of Comox	12,589	6,940	-
Theos, Emmanuel		City of Courtenay		705	-
Unger, Brad	1	Village of Gold River		1,030	640
Vonesch, Mark		Lazo North (Area B)		160	-
Wells, Robert	1	City of Courtenay		620	-
Whalley, Gerald	1	Kyuquot Nootka/Sayward (SRD-Area A)		960	-
Total Remuneration and Expenses for Elected Officials			\$ 247,298	113,160	\$ 35,224

Note 1:

As per the letters patent of the Comox Valley Regional District (CVRD), the directors from the Strathcona Regional District (SRD) are considered members of the CVRD board with respect to the solid waste management service.

Note 2:

As per the letters patent of the Comox Valley Regional District, the director for Oyster Bay-Buttle Lake (SRD-Area D) is considered a member of the CVRD board with respect to the Black Creek/Oyster Bay fire protection service and the Black Creek/Oyster Bay water service.

Note 3:

Accident Insurance: Personal accident insurance is provided for CVRD board members at the regional district's cost.
Premium costs for optional benefit coverage are shared equally between the CVRD and the elected officials who opt into the program.

Optional benefits:

Schedule of Remuneration and Expenses for Employees

For the year ended December 31, 2022

Employee	Position	Base Salary	Other (Note 1)	Total Remuneration	Expenses
Batchelor, Paige	Human Resources Advisor	\$ 81,417	\$ 1,413	\$ 82,830	\$ 5,458
Bean, George	Supervisor-Comox Valley Waste Management Centre	99,304	1,956	101,260	404
Berkey, Zoe	Senior Engineering Analyst	88,624	1,632	90,257	751
Bird, Kerry	Waterworks Operator III	85,392	2,317	87,709	868
Broughton, Kelly	Sr. Accounting Technician-Financial Planning & Analyst	75,693	829	76,522	1,530
Bullock, Susan	Manager of Recreation Programs	97,095	1,035	98,130	3,944
Casanave, Sharon	Manager of Recreation Administration	81,160	1,473	82,633	-
Chinnery, Doug	Fire Chief - Hornby Island	80,373	993	81,366	-
Chow, Brian	Planner	75,694	734	76,428	2,309
Cox, Eric	Waterworks Operator III -Transmission and Distribution	85,394	6,226	91,620	543
Crockford, John	Manager of Building Inspection Services	82,620	1,865	84,485	1,594
Dawe, James	Manager of IT Infrastructure and Operations	104,000	3,084	107,084	-
Deines, Lyle	Sewage Treatment Plant Operator III	85,703	9,191	94,895	931
DeMarzo, Douglas	General Manager of Community Services	143,332	1,346	144,678	1,166
Den Otter, Jason	Sr.Accounting Technician-Financial Operations	75,694	485	76,179	1,811
Dennis, Lisa	Manager of Legislative Services	94,628	2,117	96,745	-
Douville, Kevin	Manager of Financial Planning	115,139	2,425	117,564	5,863
Dubnyk, Christianne	Senior Manager of Strategic Initiatives	106,432	1,568	108,001	5,016
Dyson, Russell	Chief Administrative Officer	205,543	7,580	213,123	2,436
Ferrie, Joel	Building Official II	75,694	2,175	77,869	692
Follis, Heather	Senior GIS Analyst	75,694	805	76,499	879
Garrett, Karen	Manager of Procurement	92,086	2,167	94,254	1,256
Giesbrecht, Garth	Building Official III	79,716	2,773	82,489	1,128
Green, Bruce	Regional Rural Fire Chief/Fire Chief Oyster River Rescue(Term)	96,271	1,106	97,376	1,160
Ham, Ian	Fire Chief- Union Bay Fire Rescue	76,022	1,042	77,064	-
Hardy, Tania	Senior GIS Analyst	75,694	485	76,179	175
Harris, Michelle	Manager of Payroll and Benefits	82,133	1,463	83,596	1,569
Harrison, Mark	Manager of Parks	98,632	2,286	100,918	898
Heavener, Edward	Leadhand Wastewater Maintenance	94,456	14,161	108,617	344
Herschmiller, Michael	Manager of Water Services	115,510	797	116,308	1,567
Holme, Robyn	Manager of Long Range Planning and Sustainability	87,784	968	88,752	867
Idris, Adem	Engineering Analyst	75,694	2,455	78,149	4,357
Imrie, Michael	Manager of Wastewater Services	75,268	21,013	96,281	-
Ivan, Jennifer	Diversions and Operations Support Coordinator	79,598	5,504	85,102	342
Jackson, Ellen	Senior Manager of Human Resources	115,791	1,915	117,706	3,545
Kilpatrick, Lisa	Economic Recovery and Community Resilience Coordinator(Term)	91,800	1,826	93,626	1,150
La Rose, Kristian	Senior Manager of Water/Wastewater Services	129,544	1,820	131,364	3,509
Lee, Jesse	Manager of Comox Strathcona Waste Management Operations	105,020	833	105,853	3,660
Leskiw, Kaleb	Waterworks Operator III-Transmission and Distribution	81,488	13,906	95,394	99
Maclean, Jodi	Senior Planner Development	78,513	700	79,212	1,363
May, Daniel	Senior Parks Technician	75,226	722	75,947	1,110
Makinson, Cole	Manager of Comox Strathcona Waste Management Projects	103,000	797	103,797	1,805
Martens, Jacob	General Manager of Corporate Services	140,728	2,156	142,883	695
McCauley, Stone	Senior Control Systems Techncian	95,670	11,315	106,984	1,147
McGill, Dan	Waterworks Operator III- Transmission and Distribution	86,686	9,475	96,161	99
Montieth, Darry	Manager of Liquid Waste Planning	90,485	1,479	91,964	-
Morka, Jarrett	Senior Operator- Water Treatment	99,685	53,410	153,095	1,137
Morrissey, Michael	Manager Aquatic Centre & Exhibition Grounds Operations	94,094	1,789	95,884	767
Mullaly, Alana	General Manager of Planning and Development Services	148,225	1,716	149,940	1,418
Nesbitt, Brandon	Electrical and Instrumental Technician	86,483	657	87,140	-
Pearson, Brian	Senior Manager of Information Systems and GIS	127,363	4,713	132,076	4,595
Phye, Martin	Senior Waste Management Operator	78,701	7,731	86,432	413
Powell, Katie	Manager of Financial Operations	97,138	1,547	98,685	5,193
Prunkle, Steven	Senior Operator-Water Transmission and Distribution	102,190	14,596	116,786	437

Employee	Position	Base Salary	Other (Note 1)	Total Remuneration	Expenses
Robinson, Shane	Supervisor Recreation Operations	70,983	6,253	77,236	1,406
Robertson, Tyler	Leadhand-Water Treatment	89,148	48,880	138,029	99
Roesch, Patrick	Waterworks Operator II -Transmission and Distribution	73,529	9,805	83,334	562
Rutten, Marcus	General Manager of Engineering Services	156,116	1,472	157,588	1,241
Saunders, Adam	Wastewater Utilities Technician	85,705	679	86,384	1,442
Schau, Vivian	Senior Manager of Comox Strathcona Waste Management Services	121,925	2,015	123,939	2,621
Sellentini, Reid	Manager of Wastewater Services	103,817	8,998	112,815	648
Shi, Kevin	Sewage Treatment Plant Operator III	85,699	3,561	89,261	268
Siemens, Howie	Manager of Emergency Programs	90,225	708	90,933	237
Simon, Lane	Senior Operator-Wastewater Treatment Facilities	79,014	7,337	86,351	1,765
Steel, Jennifer	Manager of Communications and Engagement	93,263	1,521	94,784	2,670
Torry, Joshua	Wastewater Treatment Plant Maintenance Operator	81,562	5,013	86,576	339
Trieu, Ton	Manager of Planning Services	103,354	1,871	105,225	5,524
Van Tongeren, Vincent	Environmental Analyst	75,694	725	76,419	-
Vaughan, Nelson	Manager of Sports Centre Operations	94,255	1,512	95,767	50
Wade, Scott	Senior Waste Management Operator	77,921	2,066	79,987	4,337
Warnes, Teresa	Executive Assistant	85,851	1,408	87,259	534
Warren, James	Deputy Chief Administrative Officer	173,266	1,515	174,780	7,747
Waterfield, Gavin	Leadhand- Water Transmission and Distribution	91,197	19,538	110,735	4,345
Willie, Sarah	Manager of Solid Waste Planning and Policy Development	85,347	1,132	86,479	3,711
Yasinski, Amanda	Senior Manager of Building and Bylaw Compliance	100,916	2,173	103,089	2,369
Zbarsky, Michael	Manager of Transit and Facilities	98,944	782	99,725	1,787
Zbinden, Jennifer	Senior Manager of Recreation Services	117,648	1,920	119,568	1,897
Subtotal		7,406,695	371,455	7,778,150	\$ 127,598
Consolidated total of employees earning less than \$75,000				8,313,141	
Total Remuneration for Employees				\$ 16,091,290	
Reconciliation:					
Schedule of Remuneration for Elected Officials				\$ 360,458	
Schedule of Remuneration for Employees				16,091,290	
Subtotal				16,451,749	
Variance				(Note 2) 3,877,880	
Total Personnel Costs as per consolidated financial statements				\$ 20,329,629	

Note 1:

Other-Includes retroactive pay, overtime, taxable benefits and other forms of remuneration which are not considered a part of an employees' base salary

Note 2:

The schedules of remuneration are based on actual payments made during 2022. This figure differs significantly from the expenses recorded in the financial statements which are reported on an accrual basis and include all wages and benefits accruing to staff.



**Schedule of Severance Agreements
December 31, 2022**

There were no severance agreements during 2022.

Schedule of Payments to Suppliers
For the year ended December 31, 2022

Supplier Name	Amount
ABC Printing & Signs	\$ 77,293
AECOM Canada Limited	166,522
Aecon Water Infrastructure Inc.	5,744,877
Aeroquest Mapcon Inc.	40,913
Alpine Water and Energy	32,289
Alumichem Canada Inc	198,413
Andrew Sheret Limited	164,591
Applewood Motors Port Hardy Inc	33,993
Arena Resources Corporation	25,067
Associated Engineering (BC) Ltd	32,025
Associated Fire Safety Equipment	64,483
BC Hydro	1,437,281
BC Hydro CAD - 130160 - Penstock	122,809
1292068 BC LTD	25,200
1085133 BC LTD	26,880
B.C. Society for the Prevention of Cruelty to	25,120
B.C. Transit	3,157,127
Belzona Molecular B.C. Ltd	34,288
Berry & Vale Contracting Ltd	2,280,666
Big Island Building Services Ltd	38,896
Black Creek Community Association	86,799
Black Creek Contracting Ltd	70,497
Black Press Group Ltd	63,749
Blair Abernethy (Winder Company)	131,432
Bowland Designs Inc.	37,024
Brandt Tractor Ltd.	161,464
Brian McLean Chevrolet Buick GMC Ltd	36,169
Bridges Contracting Services	29,384
BUNZL Canada Inc	80,997
Bureau Veritas Canada (2019) Inc.	56,819
Busy B Forestry Inc	51,304
CanWest Mechanical Inc.	31,246
Carbon Offset Management Group Inc.	41,974
Carvello Law Corporation	52,031
CDW Canada Corporation	274,282
CentralSquare Canada Software Inc.	62,355
CENTRIX Control Solutions LP	56,146
Charter Telecom Inc	91,524
Cimco Refrigeration	138,450
City of Campbell River	110,668
City of Courtenay	946,428
CityWest Cable & Telephone Corp.	760,268

Supplier Name	Amount
ClearTech Industries Inc	621,802
Canadian Corps of Commissionaires	137,745
Canadian Union of Public Employees Local 556	114,503
Colliers Project Leaders Inc.	183,171
Community Justice Centre of the Comox Valley	61,500
Community Energy Association	38,858
Cortes Island Waste Management Centre	120,308
Cox Donnie	75,429
Cumberland Community Forest Society	150,000
Current Environmental	26,510
C.V. Community Foundation	50,450
C.V. Marine Rescue Society	25,000
C.V. Ground Search & Rescue Society	70,432
C.V. Transition Society	296,028
CWC Waste Water Services	52,732
Comox Taxi Ltd	31,334
Courtenay & District Historical (Museum)	25,500
DB Perks & Associates Ltd	30,183
Deloitte LLP	121,345
Denman Works! Economic Enhancement Society	150,000
Denman Island Firefighters Assoc	157,767
DeWitt Marcie	25,200
Digital Postage on Call - Quadient Canada Ltd	29,577
Denman Island Residents Association - Waste	121,417
Denman Island Recreation Commission Society	42,302
Denman Island Residents Association	41,694
D.K.I Services Ltd	45,263
D. Mills Construction	206,512
Duncan Electric Motor Ltd	30,183
Edgett Excavating Ltd	259,579
Elucidate Consulting Inc.	37,459
Emterra Environmental	362,987
Envirosystems Inc.	36,584
Enviro Tech Metal Roofing Ltd	39,900
Enviro EMD Inc.	228,816
ESRI Canada Limited	127,108
Evoqua Water Technologies Ltd	44,545
Finning International Inc.	395,486
FloTech Pump	27,690
Footprints Security Patrol Inc.	74,205
Fortis BC-Natural Gas	309,564
Fort Garry Fire Trucks Ltd	252,752
FORTERRA Pipe & Precast Ltd	58,346
Fountain Tire (Courtenay) Ltd	62,006
GeoScan Land Surveying Inc.	51,830
GFL Environmental Inc	526,247
GHD Limited	859,476
Global Affinity Communications Inc.	58,861
Graham Lake Improvement District	30,400

Supplier Name	Amount
Grant Illuminated Signs Ltd	42,230
Griffin Painting Ltd	82,740
Guillevin International Co	28,640
GW Solutions Inc.	122,285
Habitat for Humanity Vancouver Island North	40,000
Hach Sales & Service Canada Ltd	26,752
Hazelwood Construction Services	8,259,571
HDR Corporation	868,915
Herold Engineering	46,809
Hillman, James A	40,265
Hornby Island Residents & Ratepayers Association	775,283
Hornby Island Community Economic Enhancement	163,150
E.B. Horsman & Son	84,126
Houle Electric Limited	40,228
ICONIX Waterworks LP	414,312
Island Communications Ltd	49,292
Insurance Corporation of B.C.	86,554
ISL Engineering and Land Services Ltd	34,740
Jesse Scott W	31,252
Juthans Libby S	39,188
Kemira Water Solutions Canada Inc.	48,004
Kinetic Construction Ltd	745,812
Kingston Theresa	26,025
KJ Controls Ltd	51,455
Knappett Industries (2006) Ltd	12,831,028
Koers & Associates Engineering Ltd	163,908
K'omoks First Nation	3,261,541
KTI Limited	26,594
Leaders International Executive Search	46,110
Leighton Contracting (2009) Ltd	447,760
Leuco Construction Inc.	139,817
Lifesaving Society	25,568
Lite Access Technologies (Canada) Inc.	926,612
Lucas Design	37,025
McElhanney Consulting Services Ltd	758,688
Merville Community Association	68,905
Microsoft Canada Inc.	56,170
Minister of Finance	39,841
Minister of Finance - Water Management -	26,687
Minister of Finance - Employer Health Tax	317,677
MNP LLP	32,799
Moneris Solutions	124,101
Morrison Nicole	46,883
Mountaineer Avian Rescue Society	45,383
Muchalat Modular (2018) Ltd	67,140
Municipal Finance Authority of BC	7,785,341
Municipal Insurance Association of British	534,479
Municipal Pension Plan	2,602,281
Neilson Strategies Inc.	29,754

Supplier Name	Amount
Net Zero Waste Inc.	163,380
Net Zero Waste Eastgate Ltd	48,070
New West Gypsum Recycling (B.C.) Inc.	175,020
North Island 911 Corporation	825,612
North Island Communications Inc.	27,088
Nicole Morrison Consulting & Outreach	116,291
North Island Tractor	34,190
Norton Rose Fulbright Canada LLP	220,560
Onsite Engineering Ltd	44,352
Oyster River Volunteer Fire Rescue Association	447,123
Osprey Electric (CR) Ltd	144,555
Pacific Wood Waste Inc	183,709
Pacific Blue Cross	1,213,725
Pacific Air Mechanical Ltd	31,286
PerfectMind Inc.	27,328
Petro Canada - SuperPass - AC 993 595 265 6	162,862
Pilon Tool Rentals (1972) Ltd	53,875
Radius Industrial Works Inc.	498,400
RC Strategies Inc	106,785
Receiver General For Canada	4,552,286
Robert Henn & Associates	61,165
Riches Land Services Ltd	171,335
Ridgeline Mechanical Ltd	29,780
5RMK Inc	25,996
Rocky Mountain Phoenix	43,994
Rogers	27,495
SCG Process	49,539
School District No. 71 - Comox Valley	25,466
Sellentins Habitat Restoration & Invasive	56,547
Shelter Point Farms Ltd.	50,000
Sid Williams Theatre Society	32,500
Skyblue Services Corp.	49,962
Skyline Tree Service Ltd	25,751
Softchoice Corporation	34,488
Sound Solutions (2002) Inc.	45,447
Southwestern Sales Company	235,955
Sperling Hansen Associates	563,699
Staples Business Advantage	33,048
Steve Marshall Motors (1996) Ltd	33,553
Stewart McDannold Stuart	114,457
Stewart McDannold Stuart - IN TRUST	1,655,795
Strathcona Motors (2003) Ltd	70,525
Suncor Energy Products Partnership	321,365
Swift Dato Law Corporation - In Trust	75,500
Village of Tahsis	111,420
TELUS	60,982
Telus Mobility	38,628
TELUS Custom Security Systems	26,532
Tourism Association of Vancouver Island	536,199

Supplier Name	Amount
Town of Comox	100,507
Trent River Ironworks	62,242
ULINE Canada Corporation	31,883
Union Bay Volunteer Fire Fighters Association	257,968
United Riders of Cumberland	25,000
UPANUP Studios Inc	90,904
Upland Contracting Ltd	7,086,953
Upland Agricultural Consulting Ltd	37,212
Urban Systems Ltd	79,251
US Bank	858,369
United Steel Workers - Local 1-1937	55,459
Veolia Water Technologies Canada Inc.	27,847
Vancouver Island Enterprises	56,358
Vancouver Island Health Authority - Attn: A/R	29,446
Viking Mechanical Ltd	86,366
Village of Cumberland	870,849
Village of Gold River	169,140
Vancouver Island Mountain Sports Society	25,000
Vancouver Island Regional Library	1,433,476
Vancouver Island University	44,100
Wachiay Friendship Centre	115,000
Waste Connections of Canada Inc.	40,152
Waterhouse Environmental Services Corporation	144,677
Wedler Engineering	83,140
Westburne West	157,885
West View Ford Sales Ltd	99,591
West Coast Wildlife Control Services Ltd	327,002
Whittaker Nicole Ann	37,517
Wi'la'mola Consulting	31,175
Willard-Stepan Christina Lee	67,922
Wilson Peter	27,804
Wm. S. Jackson & Associates Ltd	56,438
WorkSafeBC	406,564
WSP Canada Inc	443,880
Xerox Canada Ltd	37,351
Young Anderson	119,603
ZINC Strategies Inc.	150,606
Total suppliers over \$25,000	94,074,308
Payment to suppliers under \$25,000	3,615,307
Total Supplier Payments	\$ 97,689,615

Note: The schedule of payments to suppliers is reported on a cash basis and therefore the total will differ significantly from the expenses in the consolidated financial statements which are reported on an accrual basis which results in timing differences. Furthermore, there are disbursements on this report which are not considered expenses for financial statement purposes including payments made to other taxing authorities, employee payroll deductions, capital works and debt principal repayments.



Statement of Financial Information Approval

The undersigned represents the management and Board of Directors of the Comox Valley Regional District, which at the June 27, 2022 meeting of the Board, approved the statements and schedules included in this 2022 Statement of Financial Information, produced under the Financial Information Act.

A handwritten signature in black ink, appearing to read 'Lucy Wiwcharuk', written over a horizontal line.

Lucy Wiwcharuk, CPA, CMA
Chief Financial Officer

June 27, 2023

Date

A handwritten signature in blue ink, appearing to read 'J. Ketler', written over a horizontal line.

J. Ketler
Chair

June 27, 2023

Date